



Camy's

# FANTASTICAL ADVENTURE

**National Library Board**  
100, Victoria Street, #14-01  
National Library Building  
Singapore 188064

© National Library Board, Singapore (NLB). The NLB disclaims all liability and responsibility for any loss or damage caused to any person due to the materials contained herein. No part of this booklet may be reproduced, stored in a retrieval system, or transmitted in any form or by any means, electronic, mechanical, photocopying, recording or otherwise, without prior written permission of the NLB.

Printed in March 2020.  
NOT FOR SALE

Hear ye, hear ye,

My name is Camy. My friends and I form Monsters United. We love visiting the public libraries to read and participate in their programmes for children.



While I enjoy reading all kinds of books, I hail from Planet Dreamy and my favourite genre is fantasy!

This *Fantastical Adventure* booklet contains some of my favourite activities and books for you to read and boost your imagination. Remember to find and collect all our *Monsters United* adventure booklets so we can always keep each other company!

Missed the other adventure booklets? Scan the QR code to download them from our website.




[www.go.gov.sg/  
monstersunited](http://www.go.gov.sg/monstersunited)

Your Heroic Knight,  
*Camy*



# WORDSEARCH



Find the words below!

L	G	K	Y	D	K	I	D	D	P	Y	A	T	H	Q
M	J	N	Z	P	X	O	C	T	R	Y	C	E	Z	U
Z	V	B	O	D	H	H	F	I	I	A	R	E	K	E
M	A	G	I	C	T	V	V	E	N	O	Z	J	M	S
T	B	U	X	M	H	D	B	Y	C	Z	S	I	E	T
F	K	Q	D	E	G	W	Z	W	E	T	F	F	W	W
Y	A	W	I	J	I	M	W	A	S	T	U	L	P	Q
P	Q	I	E	G	N	T	H	B	S	N	H	C	F	P
A	Z	M	R	G	K	T	Y	N	I	D	T	U	F	R
R	D	G	O	Y	C	Y	U	C	R	E	T	S	V	Q
E	G	Z	X	H	J	J	O	O	W	F	J	H	T	E
E	L	T	S	A	C	R	W	D	J	O	U	H	B	C
Q	S	F	V	A	N	S	A	Z	J	Y	W	Z	A	I
W	Q	N	S	D	V	H	V	A	U	N	R	B	J	A
U	D	F	V	U	X	M	K	E	Q	U	Y	F	B	K

CASTLE  
FAIRY  
HERO  
KNIGHT

MAGIC  
PRINCESS  
QUEST


SWORD  
UNICORN  
WIZARD



# MAZE

Camy's  
FANTASTICAL  
ADVENTURE

There are two paths that lead to the magic potion. Can you find them both?



# SPOT THE DIFFERENCE

Can you spot the ten differences between these two pictures?  
Circle them!



# FIND CAMY

There are ten Camys in this picture.  
Can you spot them?



# WRITE GAMY'S ADVENTURE

While walking alone on a yellow brick road, Camy suddenly heard a loud scream!

What happened next? Write your own fantasy tale featuring Camy, and include any of the five objects below in your story!



A glowing hat



A magic wand



A small pouch



A talking horse



A green apple



.....

.....

.....

.....

.....

.....

.....







.....

.....

.....


# GAMY'S EXPRESSIONS

Draw what you think Camy looks like when Camy is:

 Happy	 Surprised
 Excited	 Afraid
 Amused	 Embarrassed

# BOOK RECOMMENDATIONS

Delve into the magical and wonderful world of dragons, magic and castles! Pick up these books today:




## Time Stoppers: Escape from the Badlands

**Author:** Carrie Jones  
**Call No.:** J JON  
**Publisher:** Bloomsbury Children's Books, 2018


## Fairy Tales of Ireland

**Author:** W.B. Yeats  
**Call No.:** J 398.2 YEA -[FOL]  
**Publisher:** HarperCollins Children's Books, 2019




## Go Go Gorillas: A Romping Bedtime Tale

**Author:** Patrick Wensink  
**Call No.:** JP WEN  
**Publisher:** Harper, 2017



## The Gingerbread Man and the Leprechaun: Loose at School

**Author:** Laura Murray  
**Call No.:** JP MUR  
**Publisher:** G.P. Putnam's Sons, 2018



## Princess Pulverizer: Bad mooove!


**Author:** Nancy Krulik  
**Call No.:** JS KRU  
**Publisher:** Penguin Workshop, 2018




# GOOD BEHAVIOUR IN THE LIBRARY!

For each scenario, put a ✓ in the box for the right behaviour to have in our libraries.

## Scenario 1:




## Scenario 2:



Handle library books with care,  
stories are for all to share!


# NOTES







# NOTES

# NOTES





# NOTES

# NOTES



# NOTES

# NOTES



# NOTES

# NOTES

